

MULTI EVO

SELF-PRIMING MULTISTAGE PUMP



FEATURES

- Peace of mind reliability - thanks to the robust design.
- Quiet operation.
- Wide range of performance levels to suit various applications.
- Self-priming with up to 8m suction lift.
- Great efficiency with the latest hydraulic design.
- D.R.O.P System for pump protection.



APPLICATIONS

- Domestic pressure systems.
- Pressure boosting.
- Water transfer.
- Irrigation and water supply.
- Semi-commercial pressure systems (OME850P).

PUMP

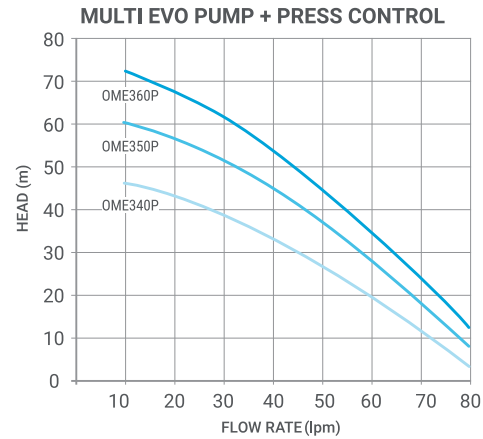
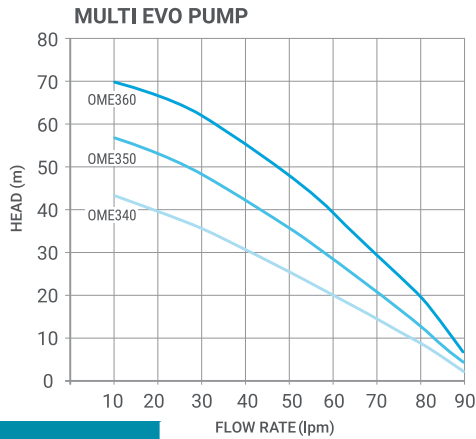
- Hydraulic performance conforms to ISO 9906:2012 - Grade 3B
- Type of liquid: Clean water with no suspended solids or abrasive material.
- Maximum liquid temperature: 50°C
- Maximum operating pressure: 8 bar

MULTI EVO is a self-priming horizontal multistage centrifugal pump. The innovative, high-efficiency hydraulic system is coupled to our latest generation motor. All models are certified for use with drinking water – AS/NZS 4020.

MOTOR

- Enclosed, air ventilated (TEFC)
- 2 poles, 50 Hz (n=2850 rpm)
- Protection class: IP55
- Insulation class: F
- Ambient temperature: 40°C
- Single phase power supply with capacitor permanently on and thermal protection incorporated into motor winding.

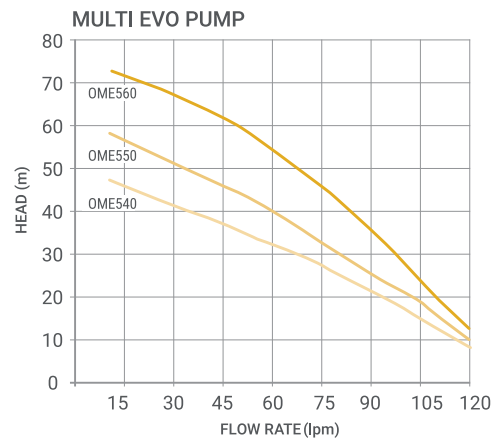
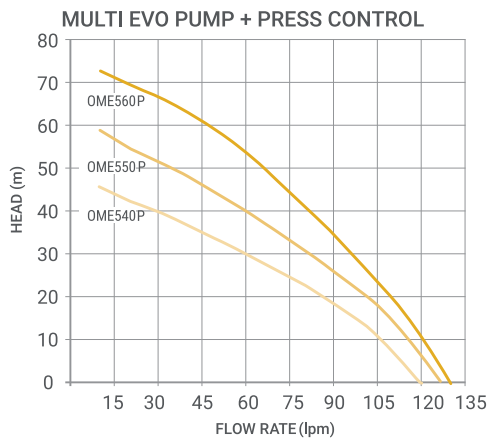
MULTI EVO 3 SERIES - Technical Data



PERFORMANCE TABLE

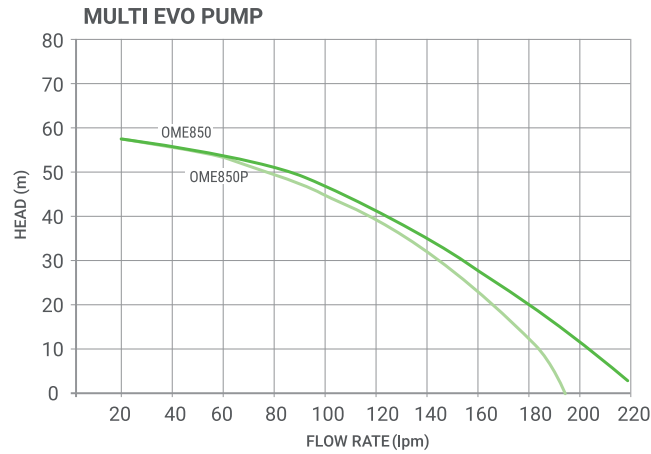
Model	Code	Nominal power (P2)		Absorbed power (P1)		Voltage (V)	In (A)	μF	Q	HEAD (m)						
		HP	kW	HP	kW					l/min	10	20	30	40	50	60
Multi EVO - A 3-40	OME340	0.68	0.51	1.1	0.8	1 ~ 230	3.7	12.5	HEAD (m)	42.5	39.5	35.5	31	25.5	20.5	9
Multi EVO - A 3-50	OME350	0.94	0.7	1.34	1	1 ~ 230	4.4	16		56.5	53	48.5	42	35.5	28.6	13
Multi EVO - A 3-60	OME360	1.2	0.9	1.68	1.25	1 ~ 230	5.7	20		70.5	67	62	55.5	48	39.5	20

MULTI EVO 5 SERIES - Technical Data



PERFORMANCE TABLE

Model	Code	Nominal power (P2)		Absorbed power (P1)		Voltage (V)	In (A)	μF	Q	HEAD (m)							
		HP	kW	HP	kW					l/min	20	30	40	50	60	80	100
Multi EVO - A 5-40	OME540	1	0.75	1.5	1.1	1 ~ 230	4.7	16	HEAD (m)	44.5	41.5	39	35.5	32.5	25	17	7.5
Multi EVO - A 5-50	OME550	1.27	0.95	1.8	1.35	1 ~ 230	6.2	20		56	52	48.5	45	40.5	31	21.5	10
Multi EVO - A 5-60	OME560	1.6	1.2	2.2	1.65	1 ~ 230	7.5	31.5		71.5	68.5	65	61	55.5	43.5	28.5	12.5



PERFORMANCE TABLE

Model	Code	Nominal power (P2)		Absorbed power (P1)		Voltage (V)	In (A)	µF	Q	Flow Rate										
		HP	kW	HP	kW					l/min	40	50	60	80	100	120	140	160	180	200
										m ³ /h	2.4	3	3.6	4.8	6	7.2	8.4	9.6	10.8	12
Multi EVO - A 8-50	OME850	1.9	1.4	2.7	2	1 ~ 230	9	35	HEAD (m)	56.5	55	54	51	47	42	36	28	21	12	